

How To Read a Pattern


Fabric Indicators:




Right Side




Wrong Side



Interfacing



Lining



Batting

Pattern Markings:



Indicates Bustline, Waistline, Hip and/or Bicep. Measurement refers to circumference of Finished Garment. (Body Measurement + Wearing Ease + Design Ease)



Lengthen / Shorten Line. Fold to shorten, Cut and extend to Lengthen.



Notches. Snip into triangle to Notch a pattern.




Button Placement.



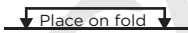
Button Hole Placement.



Symbols for matching seams.



Grain line. Place on straight grain of fabric parallel to selvage or fold.



Foldline. Place line on fold of fabric.



Position Pleats in direction of arrow.



Slash



Gather between stars.



Ease between dots.

©Fabricland 2020.

This pattern is not available for commercial resale. You cannot copy and sell or digitally distribute this pattern. You may sell items you make with this pattern.