

Materials




- 0.3m flannel
- 0.3m terry cloth
- 12 Prym snaps
- Prym snap tool


Sewing Info

- Seam allowances are 1/4" unless otherwise indicated.


Instructions




1. Cut 3 pieces of the flannel and terry cloth measuring 13 1/2" x 12 1/2"




2. Place the flannel and terry cloth right sides together, stitch around with a 1/4" seam allowance leaving a 4" gap to turn right side out.



3. Clip the corners and turn right side out.



4. Topstitch around the whole rectangle, closing the opening and stitching closed.



5. Attach 1 snap to each corner of the towel, make sure the left-hand side snaps face down and the right-hand side snaps face up. This will allow you to snap them together and roll them up.