

Quilt Along - Block 11

Please read instructions carefully before cutting

Materials

- 0.2m Geo Squares - Colour 1 (A) 
- 0.2m Geo Squares - Colour 2 (B) 
- 0.2m Geo Squares - Colour 3 (C) 
- 0.2m Geo Squares - Colour 4 (D) 
- 0.2m Geo Squares - Colour 5 (E) 
- 0.2m Geo Squares - Colour 6 (F) 

Cutting Instructions

From Geo Squares (A) cut:

- (1) $2\frac{1}{2}$ " x WOF strips. Sub-cut (2) $2\frac{1}{2}$ " x $12\frac{1}{2}$ " strips and (1) $2\frac{1}{2}$ " x $2\frac{1}{2}$ " square.

From Geo Squares (B), (C), (D), (E), (F) cut:

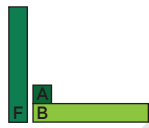
- (1) $2\frac{1}{2}$ " x WOF strips. Sub-cut (2) $2\frac{1}{2}$ " x $12\frac{1}{2}$ " strips.

Block Assembly

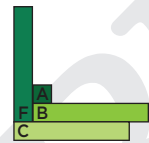
Sew (1) A Square to
(1) B.



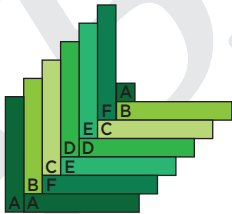
Sew (1) F to AB



Sew (1) C to ABF



Continue sewing Strips
on alternate sides,
matching the bottom
edges as shown



Turn 135° and cut a
 $12\frac{1}{2}$ " square.



Block 11

©Fabricland 2020.

This pattern is not available for commercial resale. You cannot copy and sell or digitally distribute this pattern. You may sell items you make with this pattern.