

# Quilt Along - Block 7

Please read instructions carefully before cutting

## Materials

- 0.2m Geo Squares - Colour 1 (A) 
- 0.2m Geo Squares - Colour 2 (B) 
- 0.2m Geo Squares - Colour 3 (C) 
- 0.2m Geo Squares - Colour 4 (D) 
- 0.2m Geo Squares - Colour 5 (E) 
- 0.2m Geo Squares - Colour 6 (F) 


## Cutting Instructions

From Geo Squares (A), (B), (C), (D), (E), (F) cut:


- (1)  $1\frac{1}{2}'' \times 26\frac{1}{2}''$  strip.

## Block Assembly

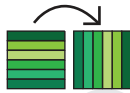
Sew (1) A, (1) B, (1) C,  
(1) D, (1) E and (1) F  
strips together, side by  
side.



Sub-cut (4)  $6\frac{1}{2}''$  square



Turn (1) square  $90^\circ$



Sew (1) square to  
 $90^\circ$  square



Turn (1) square  $270^\circ$




Turn (1) square  $180^\circ$



Sew  $270^\circ$  square to  
 $180^\circ$  square



Sew (1) square /  $90^\circ$   
to  $270^\circ$  /  $180^\circ$  square



**Block 7**

©Fabricland 2020.

This pattern is not available for commercial resale. You cannot copy and sell or digitally distribute this pattern. You may sell items you make with this pattern.