

Quilt Along - Block 9

Please read instructions carefully before cutting

Materials

- 0.2m Geo Squares - Colour 1 (A) 
- 0.2m Geo Squares - Colour 2 (B) 
- 0.2m Geo Squares - Colour 3 (C) 
- 0.2m Geo Squares - Colour 4 (D) 
- 0.2m Geo Squares - Colour 5 (E) 
- 0.2m Geo Squares - Colour 6 (F) 

Cutting Instructions

From Geo Squares (B), (C), (D), (E), (F) cut:

- (1) $4^{5/8}$ " x $4^{5/8}$ " square.

From Geo Squares (A) cut:

- (4) $4^{5/8}$ " x $4^{5/8}$ " square.

Block Assembly

Sew (1) B, (1) A and (1) C together.



Row 1

Sew (1) A, (1) D and (1) A together.



Row 2

Sew (1) E, (1) A and (1) F together.




Row 3


Sew Row 1 > Row 2 > Row 3 together.




Cut down the center and across the middle of the block



Turn the top right and bottom left squares 180°.



Sew Block together and square up to $12\ 1/2$ " x $12\ 1/2$ " .



Block 9

©Fabricland 2020.

This pattern is not available for commercial resale. You cannot copy and sell or digitally distribute this pattern. You may sell items you make with this pattern.