






Quilt Along - Block 14

Please read instructions carefully before cutting

Materials

- 0.2m Geo Squares - Colour 1 (A) 
- 0.2m Geo Squares - Colour 2 (B) 
- 0.2m Geo Squares - Colour 4 (D) 
- 0.2m Geo Squares - Colour 5 (E) 
- 0.2m Geo Squares - Colour 6 (F) 

Cutting Instructions

From Geo Squares (A) cut:

- (1) $2 \frac{3}{4}'' \times 2 \frac{3}{4}''$ Square

From Geo Squares (B) cut:

- (9) $2 \frac{3}{4}'' \times 2 \frac{3}{4}''$ Square

From Geo Squares (D) cut:

- (8) $2 \frac{3}{4}'' \times 2 \frac{3}{4}''$ Square

From Geo Squares (E) cut:

- (4) $2 \frac{1}{2}'' \times 2 \frac{1}{2}''$ Square
- (8) $2 \frac{3}{4}'' \times 2 \frac{3}{4}''$ Square

From Geo Squares (F) cut:

- (6) $2 \frac{3}{4}'' \times 2 \frac{3}{4}''$ Square

Block Assembly

Place (1) A, right sides together with (1) B

Sew 2 channels down the middle.

Cut down middle and press open.

Place (1) B, right sides together with (1) D.

Sew 2 channels down the middle.

Cut down middle and press open.

Place (1) B, right sides together with (1) E.

Sew 2 channels down the middle.



A+D



A+D



A/D



D/A



B+D



B+D



B/D



D/B



B+E



B+E

Cut down middle and press open. Repeat until you have 8 blocks in total.



B/E



E/B



B+F



B+F



B/F



F/B

Place (1) B, right sides together with (1) F.

Sew 2 channels down the middle.

Cut down middle and press open. Repeat until you have 8 Blocks total.

Place (1) D, right sides together with (1) E

Sew 2 channels down the middle.



D+E



D+E



D/E



E/D

Cut down middle and press open. Repeat until you have 8 blocks in total.

Place (1) D, right sides together with (1) F

Sew 2 channels down the middle.



D+F



D+F

Cut down middle and press open. Repeat until you have 4 blocks in total.

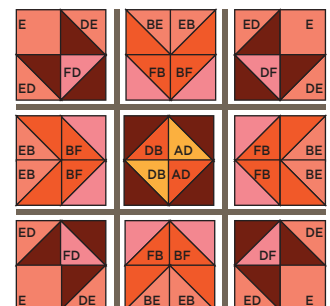


D/F




F/D

Arrange your blocks as shown in the diagram and sew together to create 9 squares.



Sew your 9 squares together to create you block.



Block 10

©Fabricland 2020.

This pattern is not available for commercial resale. You cannot copy and sell or digitally distribute this pattern. You may sell items you make with this pattern.