

Quilt Along - Block 15

Please read instructions carefully before cutting

Materials

- 0.2m Geo Squares - Colour 1 (A) 
- 0.2m Geo Squares - Colour 2 (B) 
- 0.2m Geo Squares - Colour 3 (C) 
- 0.2m Geo Squares - Colour 4 (D) 
- 0.2m Geo Squares - Colour 5 (E) 
- 0.2m Geo Squares - Colour 6 (F) 

Cutting Instructions

From Geo Squares (A) cut:


- (1) $3\frac{1}{2}'' \times 3\frac{1}{2}''$ square.

From Geo Squares (B),(C), (D), (E), (F) cut:


- (2) $2'' \times$ WOF strips.

Block Assembly

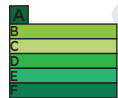
Sew (1) B > (1) C > (1) D > (1) E > (1) F.



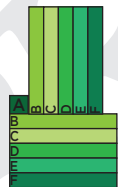
Sub-cut into (4) $11\frac{1}{2}''$ rectangles



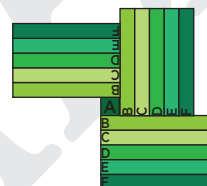
Sew (1) A to (1) BCDEF




Rotate (1) BCDEF by 90° and attach as shown



Rotate (1) BCDEF by 180° and attach as shown



Rotate (1) BCDEF by 270° and attach as shown



Turn 45° and cut a $12\frac{1}{2}''$ square.



Block 11

©Fabricland 2020.

This pattern is not available for commercial resale. You cannot copy and sell or digitally distribute this pattern. You may sell items you make with this pattern.